MARCH 75

#33 – DESCRIPTION

Has a narrow main bout
Flat top – untreated
Round holes 2-7/16" – 4.5996□" x 2 = 9.1992□"
Fingerboard cut at 14th
Top dished 3/16"
Top edge flush with outside of bowl but 1/8" above top of bowl and filled.

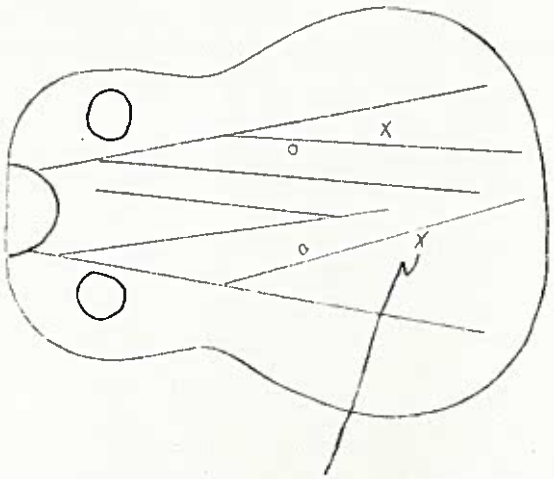

Braces 1/8" wide x 1/4" high
mislocated bridge pins (2" wrong)
shelf 3/4" high oa x 1/16" thick
flange 1/4" oa

		RL	SN	K	F
#33-3					
Had another supplementary brace added on top of the new outboard brace (1/8"w x 1/4h) 3/3/75	.25 .5 1.0	.018/.016 .037/.033 .073/.069	.008/.008 .017/.017 .035/.037	10# .026 x 2 = .052	
We worked this one backwards. Configurations #33-2, #33-2½ and #33-3 were made over the weekend when testing wasn't practical. In order to assess the contributions made by these changes we shaved off the supplemental braces (outboard first) and ran the tests shown above.					
#33-2½					
Had supplemental brace added on top of original outboard brace (1/8"w x 1/4"h) 3/4/75	.25 .5 1.0	.019/.018 .038/.038 .080/.077	.009/.009 .018/.018 .038/.038	10# .029 x 2 = .058	no strings, patch on
#33-2					
Has had new outboard brace added (1/8" x 1/4"h) 3/4/75	.25 .5 1.0	.024/.024 .048/.048 .098/.096	.010/.009 .020/.019 .041/.039	10# .0365 x 2	patch on no strings
This is the configuration as of 3/4/75 → Have take on this					
Note that in removal of this supplementary fan to make deflection tests that a sliver of the original brace came off (about .050"). This would be the right side, from the top view.					

	R (E)	L(W)	S	N		FF	
#33-0	Narrow bowl —						CM.
	.25				.074		12/23/7
	.5				w/10# wt.		
	1.0				—was .087		
#33-1	.....						CMcD
	.25	.028	.023	.010	.012	K = .070	3/1/75
	.5	.051	.049	.021	.027		
	1.0	.108	.099	.045	.057		
		sags					
#33-2	patch on , no strings					K @ 10#	CMcD
	.25	.024	.024	.010	.009	.0365 x 2	3/4/75
	.5	.048	.048	.020	.019	= .073	
	1.0	.098	.096	.041	.039		
#33-2½	patch on — no strings					K @ 10#	CMcD
	.25	.019	.018	.009	.009	.029 x 2	
	.5	.038	.038	.018	.018	= .058	
	1.0	.080	.077	.038	.038		
#33-3	.....					K @ 10#	CMcD
	.25	.018	.016	.008	.008	.026 x 2	3/3/
	.5	.037	.033	.017	.017	= .052	
	1.0	.073	.069	.035	.037		
#34-4	Large dreadnaught bowl					K = .075	CMcD
	.25	.023	.023	.013	.012		12/13/7
	.5	.060	.059	.034	.031		
	1.0	.120	.118	.068	.065		

		RL	SN	K	F.
#33-1					
Same configuration as 33-0 . 3/1/75	.25	.028/.023	.010/.012		
	.5	.051/.049	.021/.027		
	1.0	.108/.099	.045/.057	.070	
		↖ sags ↗			
#33-0					
12/23/74 – CMcD				.074	
strings tight, patch on				w/10# wt.	
				–was .087	

TECHNICIAN [illegible] DATE 3-3-75 DESCRIPTION Blue – 4" from upper Hole
Red – 2" " " GUITAR NUMBER #33-3

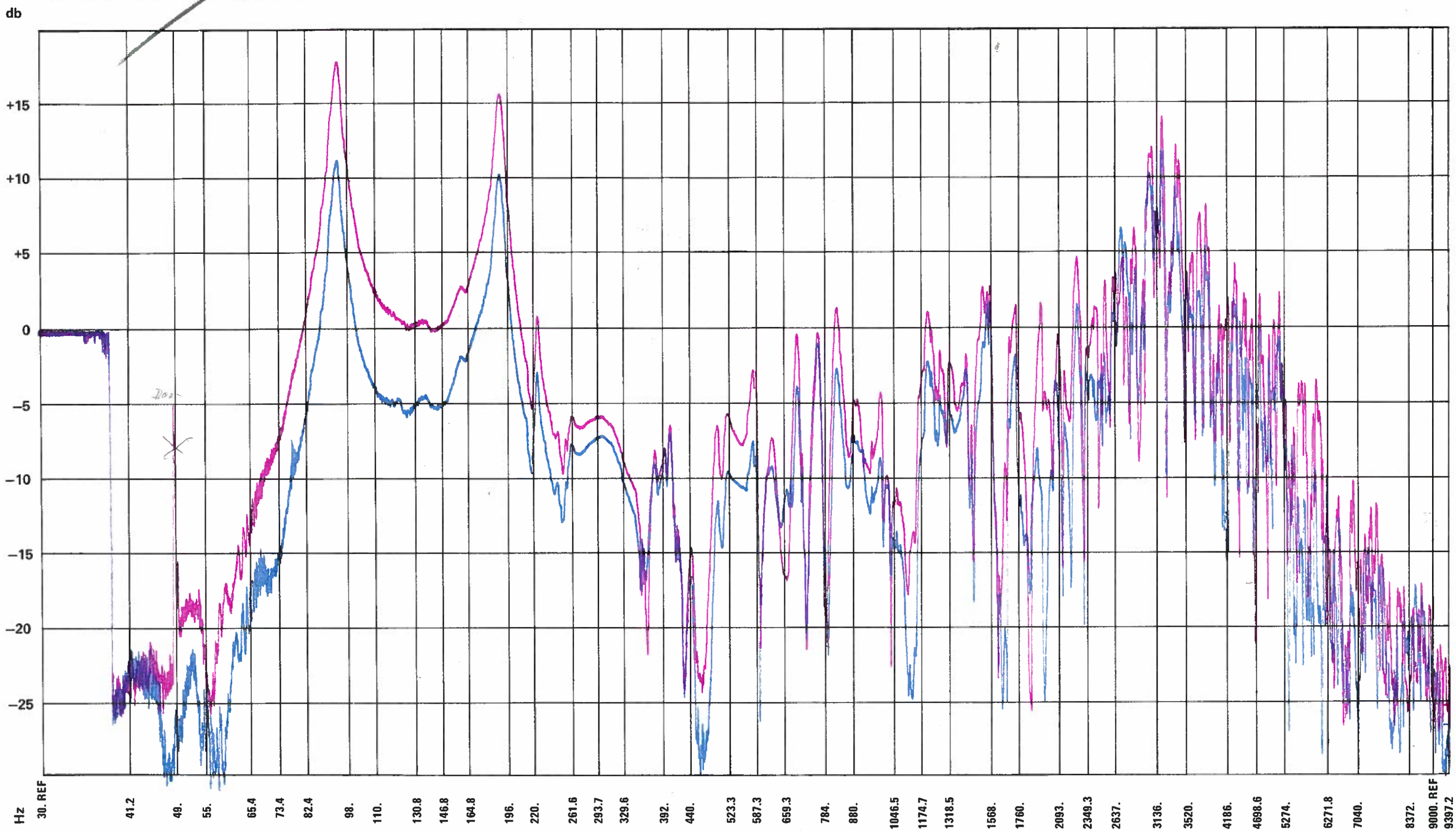

TECHNICIAN JDW DATE 3-3 DESCRIPTION Mike 4" from upper bout
Driver -5 - Mike -10 GUITAR NUMBER # 33-3

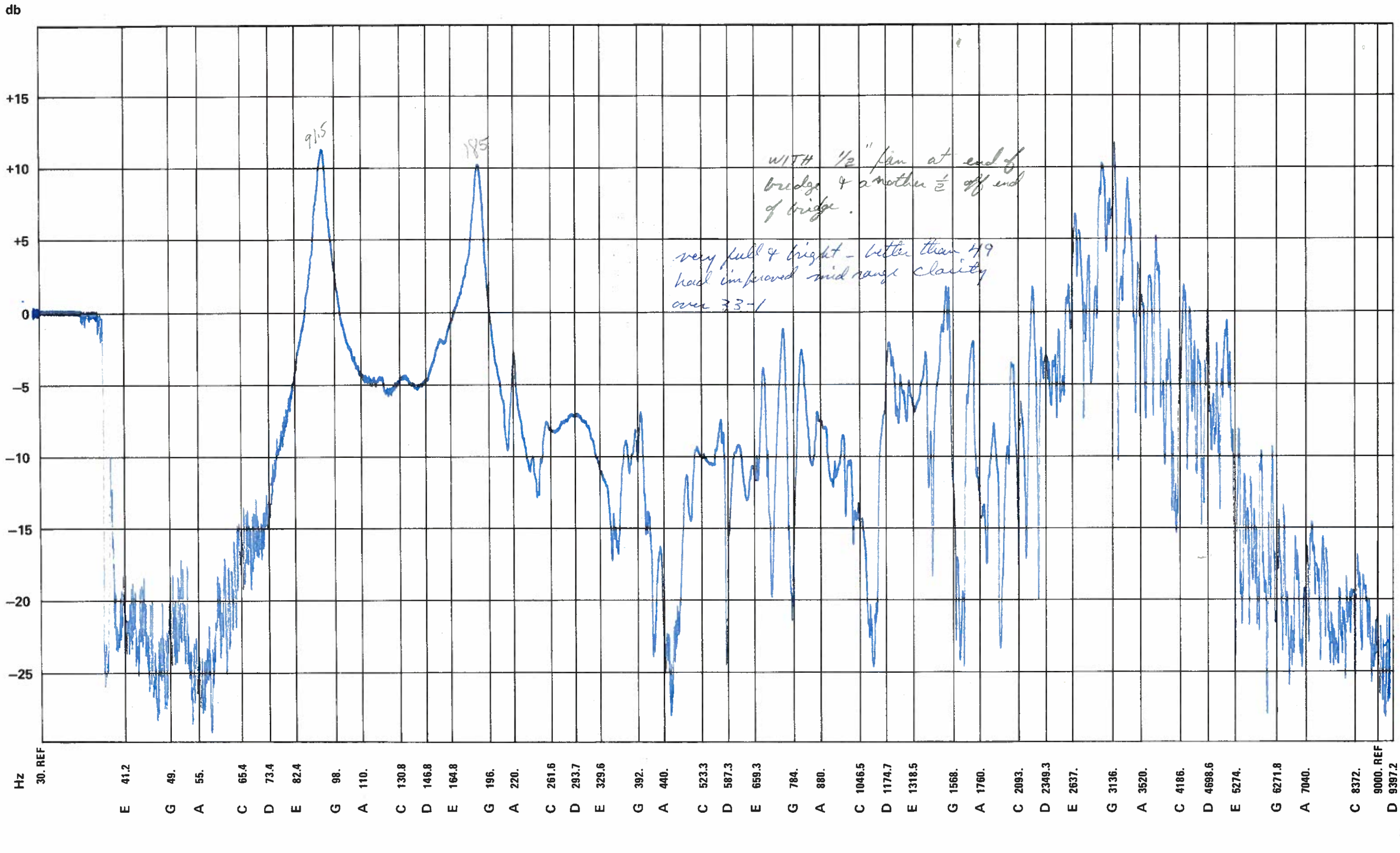

TECHNICIAN [illegible] DATE 3-4-75 DESCRIPTION Mik 4" from top Hole GUITAR NUMBER 33-2 Gm

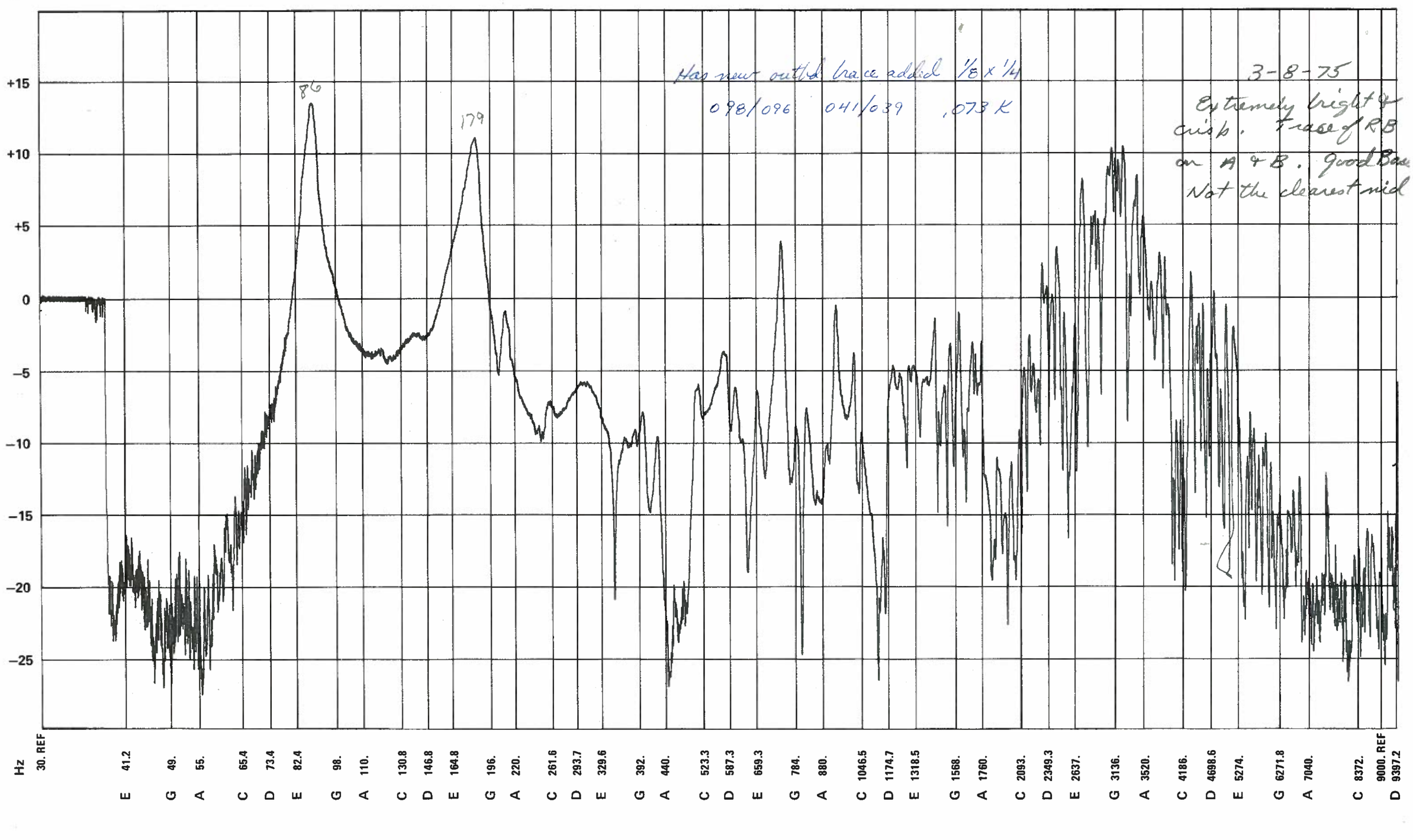

UNIT NAME Guitar #33 two 2" holes next to fret Board TEST RECORD № ~~72~~

db

+20 +15 +10 + 5 0 - 5 -10 -15 -20 -25 -30 -35 -40

E G A C D E G A C D E G A C D E G A C D E G A C D E G A C D E G A C D E G A C D

84 174 325 333 703

Hz 41.2 49.0 55.0 65.4 73.4 82.4 98.0 110.0 130.8 146.8 164.8 196.0 220.0 261.6 293.7 329.6 392.0 440.0 523.3 587.3 659.3 784.0 880.0 1046.5 1174.7 1318.5 1568.0 1760.0 2093.0 2349.3 2637.0 3136.0 3520.0 4186.0 4698.6 5274.0 6271.8 7040.0 8372.0 9397.2

OPERATING TECHNICAN

DATE 12/23/74

OVATION INSTRUMENTS